

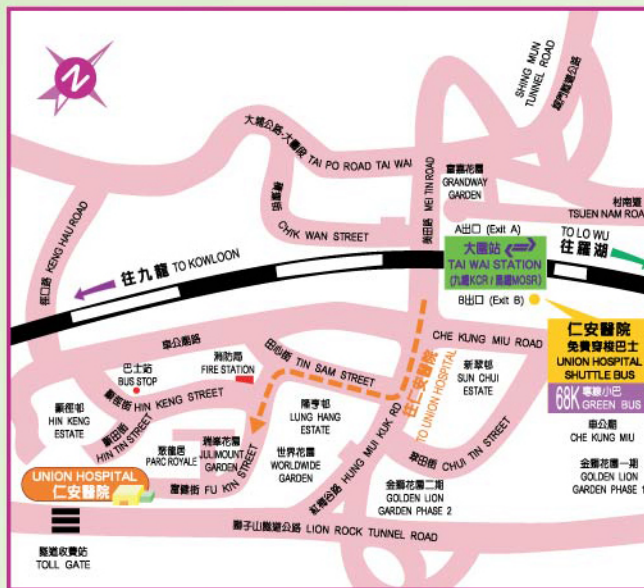
# Who needs prenatal diagnosis?

- Advanced maternal age (35 or above)
- Previous birth to abnormal child (e.g. Down's syndrome or other structural abnormalities)
- Women who have family history of hereditary diseases
- Fetus being observed with structural abnormalities by ultrasound scan
- Abnormal screening tests including nuchal translucency and biochemical Down's syndrome screening
- Intrauterine growth retardation
- Exposure to teratogens
- Maternal anxiety



# 哪些孕婦需要作產前診斷?

- 高齡孕婦(35歲或以上)
- 曾有不正常嬰兒的病歷(如唐氏綜合症或畸胎)
- 夫婦或家庭成員中有染色體異常或遺傳的病例
- 經超聲波檢查，發現有問題的胎兒
- 異常的普查測試結果，包括量度胎兒頸部後方透明帶、懷孕初期或中期唐氏綜合症血液普查
- 子宮內胎兒發育遲緩
- 曾經接觸能引致畸胎的物質
- 憂慮的產婦



## 仁安胎兒診斷及治療中心

### Union Fetal Diagnosis & Therapy Centre

香港沙田大圍富健街18號  
18 Fu Kin Street, Tai Wai, Shatin, Hong Kong  
電話 Tel : 2608 3222 / 2608 3388  
網址 Website : <http://www.union.org>  
電子郵件 E-mail : [union@union.org](mailto:union@union.org)

請登入以上網址申請成為「仁安醫院@新消息速遞」會員，  
你便可收到本院最新健康活動資訊。

To receive information on health promotional activities, please register as member of Union@News Express at our Hospital's website.

本院保留一切更改或刪改此單張之權利，而不作另行通知。  
Our Hospital reserves the RIGHT to amend any information in this leaflet without prior notification.

### 交通設施 Traffic Facilities

本院設有免費穿梭巴士，行走本院及大圍。  
Free Union Hospital Shuttle Buses run between the Hospital and Tai Wai.

專線小巴 Green Bus : 68K (由沙田及大圍火車站開出)  
(from Shatin and Tai Wai KCR Stations)

公共巴士 Buses : 46P, 46X, 80, 80P, 81M, 85B, 86B, 87B, 88M, 89B  
(由九龍開出 From Kowloon)

贊助 Sponsor:

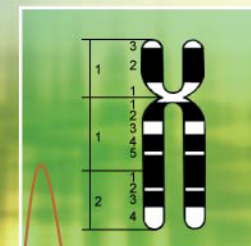
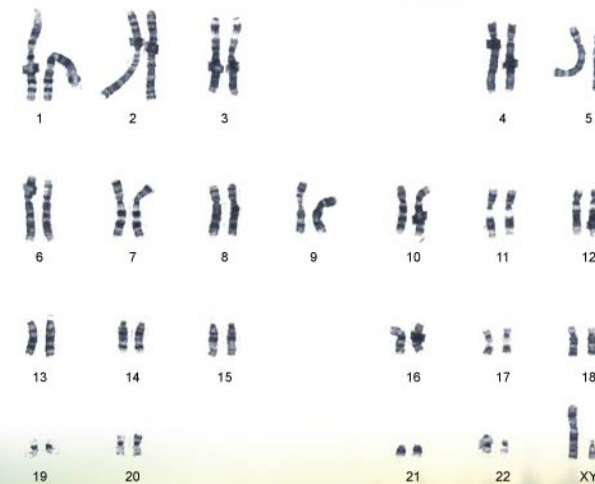


PEACE OF MIND 讓您倍感安心

PREMIUM HEALTHCARE 優質護理 愛的關懷

# 仁安胎兒診斷及治療中心

## Union Fetal Diagnosis & Therapy Centre



ISO 9001:2000 Cert. No. FS 66763

仁安醫院  
Union Hospital

頂尖科技 · 貼心護理 · 尊貴設施

State-of-the-Art Technology · Patient-Centric Care · Premium Facilities

MAR / FDT-0710

# Union Fetal Diagnosis & Therapy Centre

Founded in November 2002, the Union Fetal Diagnosis & Therapy Centre aims to provide personal support, comprehensive counselling and ongoing quality health care for individuals and families in the field of fetal maternal medicine. Our multidisciplinary approach enables us to draw upon the full resources available so as to reach a rapid and definitive diagnosis of the problems, to consider a complete range of alternative methods of management, and to select a plan of therapy that best meets the unique needs of each mother and baby.

## 仁安胎兒診斷及治療中心

一顆小生命能健康地孕育成長，從妊娠期開始便要觀察胎兒的成長情況，如發現不正常的發展或疾病，可及早給予適當的處理及治療。仁安胎兒診斷及治療中心於2002年11月投入服務，主理胎兒檢查、診斷及治療，承諾照顧每個胎兒、孕婦及家庭的需要。中心資源齊備，配合先進的儀器及全面的醫學資料，務求集合多方面的技術及充分考慮各種處理及治療的方法，為每個胎兒及孕婦的特殊情況，提供準確、快捷、有效的高質素胎兒診斷及治療計劃。



# Comprehensive Fetal Diagnosis & Therapy

The Centre offers genetic counselling, screening, diagnosis and management of fetal abnormalities and high-risk pregnancies.

## Ultrasound Scan

Being equipped with the SonoCT ATL5000, we aim at providing the finest details of fetal normality with the advanced imaging technologies which include Tissue Harmonic Imaging, Colour and Power Doppler Imaging, and 3-Dimensional Ultrasonography.

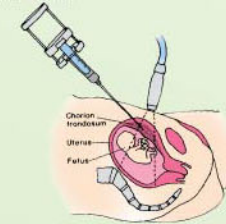


## Non-invasive Screening Tests

- First trimester nuchal translucency
- First & second trimester biochemical screening
- Routine second trimester ultrasound scan

## Invasive Diagnostic Tests

- Chorionic villus sampling
- Amniocentesis
- Cordocentesis
- Fetal tissues sampling



絨毛球抽取術  
Chorionic villus sampling

The above procedures are used to exclude chromosomal abnormalities such as Down's Syndrome, Edward's Syndrome and other genetic disorders such as Thalassaemia and Spinal Muscular Dystrophy.

## Medical and Invasive Therapy

- Medical treatment for fetal arrhythmias
- Pleurocentesis
- Paracentesis
- In-utero transfusion
- Pleuro-amniotic shunting
- Vesico-amniotic shunting



分流儀器  
Shunting Equipment

# 全面胎兒診斷及治療

針對胎兒異常的發展及高風險的妊娠，仁安胎兒診斷及治療中心提供全面的遺傳輔導、普查、診斷及處理。

## 超聲波掃描

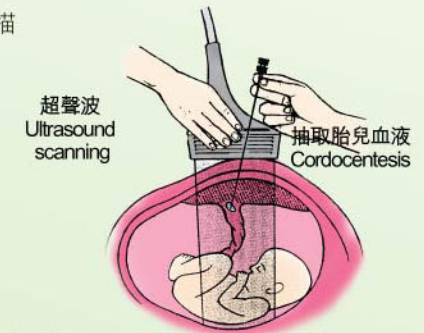
配備SonoCT ATL5000掃描儀器，可造出精確的超聲波影像，另配以組織調和及立體掃描技術，對診斷胎兒異常的發展有更好的效果。運用多普勒超聲波掃描或生物物理剖析，可以監控高風險的妊娠。

## 非入侵性的普查測試

- 量度胎兒頸部後方透明帶 (唐氏綜合症)
- 懷孕初期或中期唐氏綜合症血液普查
- 高解像超聲波掃描

## 入侵性的診斷測試

- 絨毛球抽取術
- 羊膜穿刺術
- 抽取胎兒血液
- 抽取胎兒組織



超聲波  
Ultrasound  
scanning

抽取胎兒血液  
Cordocentesis

以上技術可檢驗染色體病例如唐氏綜合症、愛德華氏綜合症及其他遺傳疾病如地中海貧血症及脊椎肌肉萎縮症。

## 藥物及入侵性的胎兒治療

- 胎兒心率異常的藥物治療
- 抽除胎兒胸膜積液
- 抽除胎兒腹膜積液
- 子宮內胎兒輸血
- 胎兒胸膜羊膜分流術
- 胎兒膀胱羊膜分流術



子宮內胎兒輸血  
In-utero transfusion